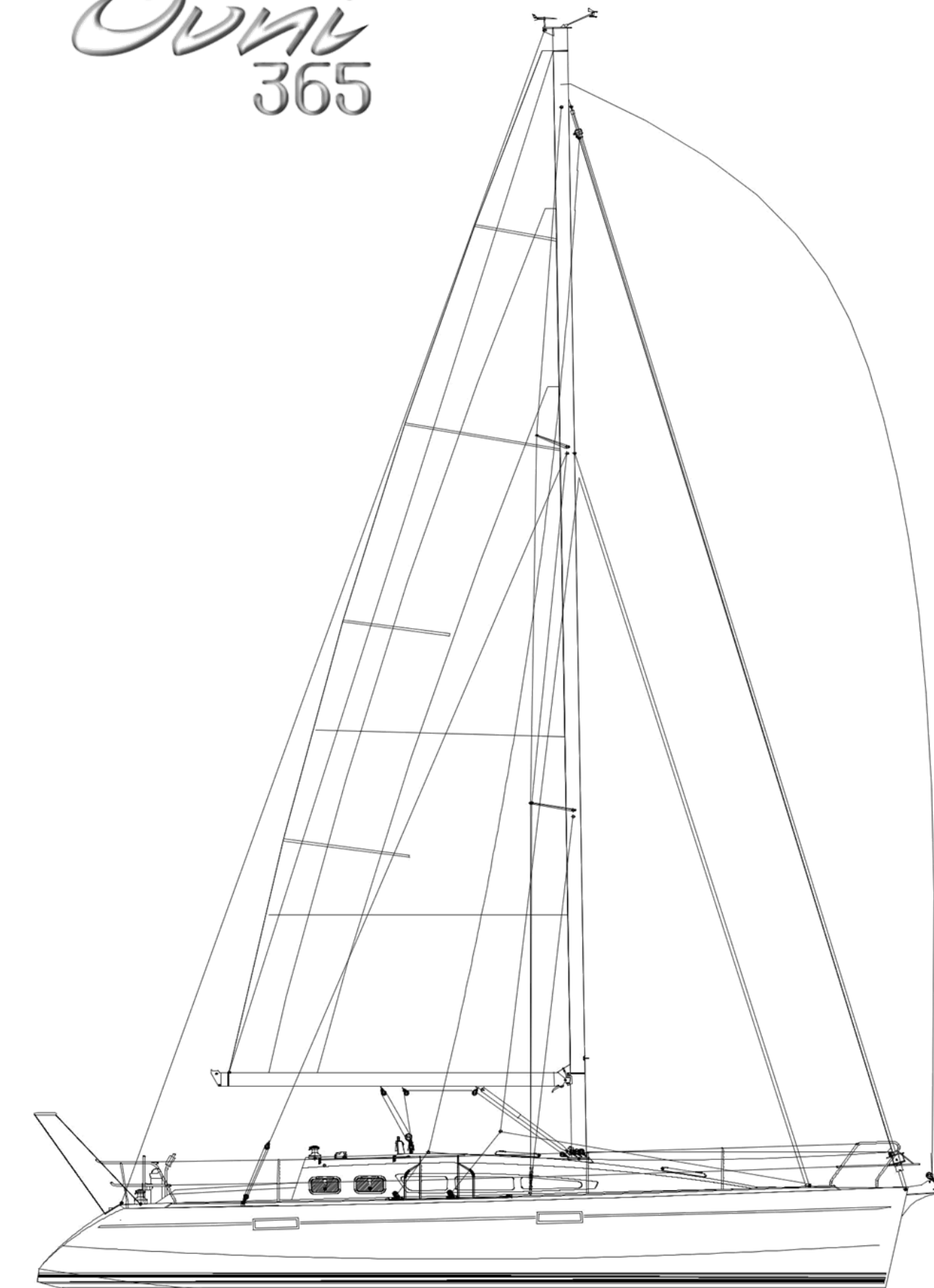
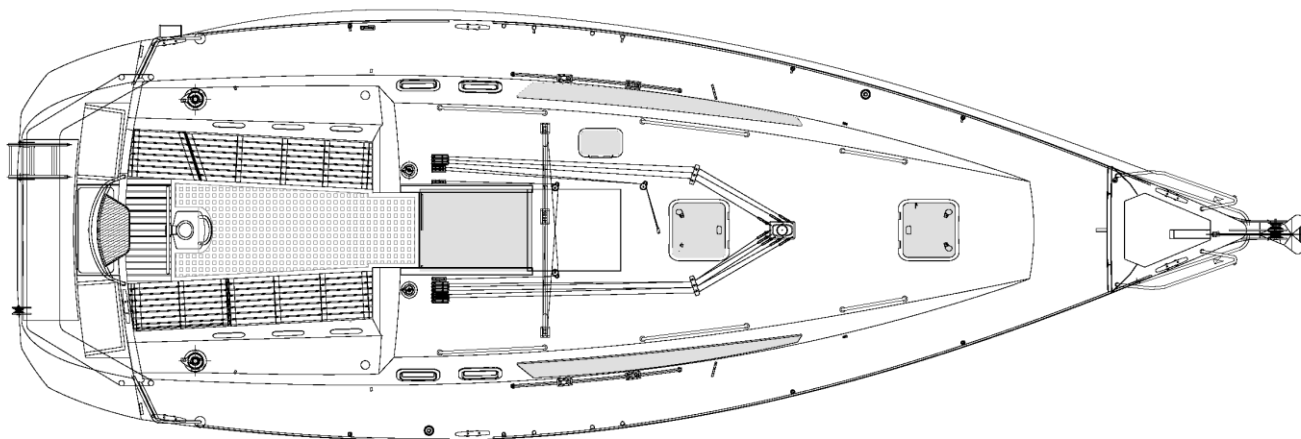


# Ovni 365

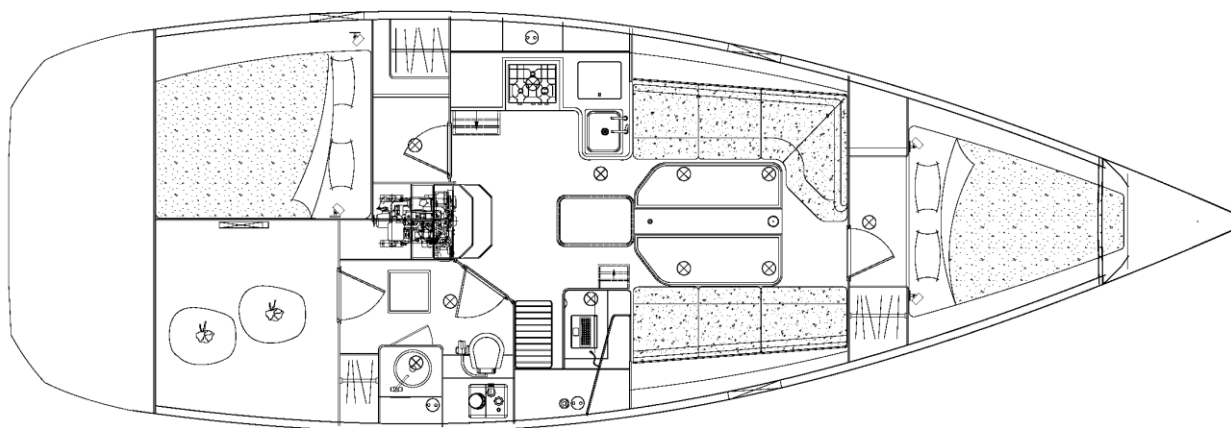


# Ovni 365

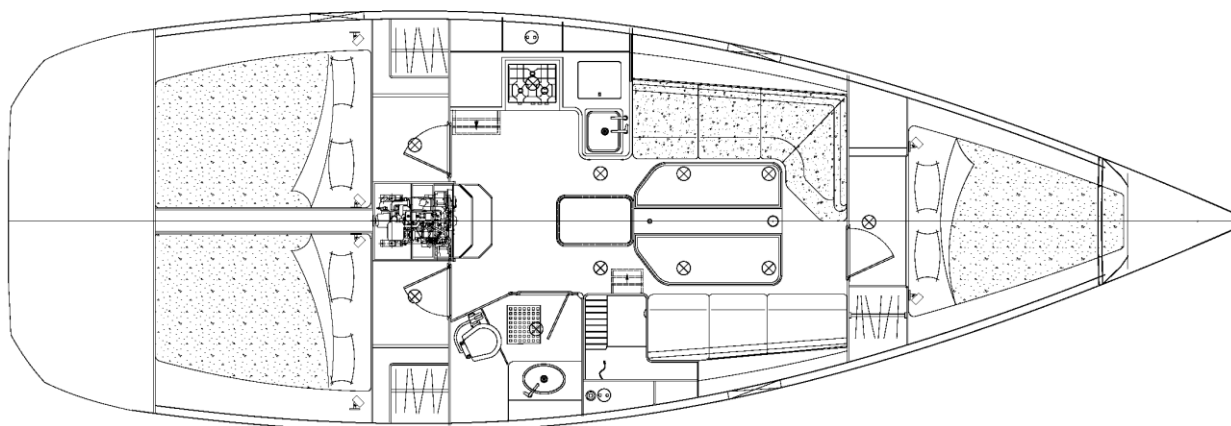
PLAN DE PONT



AMENAGEMENT 2 CABINES



AMENAGEMENT 3 CABINES



# STANDARD DESCRIPTION AND INVENTORY

## (2 cabin version)

### I. GENERAL SPECIFICATIONS

- Architect	Marc Lombard
- Design category	B option A
- Materials	Aluminium 5083 H11 and 6060 T6 profiles 35 Gloss varnished vertical grain oak (option horizontal grain)
- Hull length $L_H$	11.90 m (39')
- Length on waterline $L_{WL}$	10.54 m (34'7")
- Maximum beam	3.92 m (12'10")
- Draught (min./max.)	0.62 m (2')
- Air draught	16.6 m (54'6") excluding superstructure
- Displacement (light/maximum load)	8,360 kg/ 10,360 kg (8 tons.510 lb/10 tons 440 lb)
- Ballast	2,800 kg /(6,173 lbs)
- Freshwater capacity	320 l (70 gal 3 pt)
- Fuel tanks	180 l (39 gal 5 pt)
- Blackwater tank	55 l (12 gal)
- Sail Area upwind	72 m <sup>2</sup> (86 yd <sup>2</sup> )
- Mainsail area	34 m <sup>2</sup> (40.5 yd <sup>2</sup> )
- Genoa area	38 m <sup>2</sup> (45.5 sq. yd)
- Staysail area	16 m <sup>2</sup> (19 sq. yd)
- Spinnaker area	95 m <sup>2</sup> (114 sq. yd)
- Engine	Volvo D2-40 shaft drive (40 hp 30kW)
- Maximum power allowed	55 hp (40 kW)

### II. DECK FITTINGS

- Exotic wood external woodwork
- Non slip paint on horizontal surfaces
- Anodised bow-plate with double bow rollers
- Aluminium toerails
- Self-draining chain locker, cable clinch
- Vertical electric windlass 1000W chain grab Ø8 and gypsy
- Stainless steel Swedish-style anchor pulpit, LED bi-colour navigation lights
- Stainless steel aft side pulpits with horseshoe buoy bracket and exotic wood outboard engine bracket.
- S/s aft midship pulpit with exotic wood helm seat
- Sheathed double lifelines on s/s stanchions and gangway port on either side
- 2 bow mooring cleats 330 mm
- 2 stern mooring cleats 330 mm
- 2 midship spring cleats 330 mm
- 1 260 mm cleat with stern rollers on starboard side
- Anodised aluminium chain-plates with s/s bushes
- 1 fore cabin hatch (≅500x500) with blind
- 1 saloon hatch (≅500x500) with blind
- 1 galley hatch (≅500x500) with blind
- 4 hatches on coaming (≅415x275) in heads, galley and aft cabin with curtains
- 3 fixed hull portholes (≅600x150) with curtains on rails (4 in 3 cabin version)
- 2 Plexiglas side windows on coachroof coaming with curtains
- 1 opening porthole in cockpit (≅350x170) per aft cabin with curtain
- 1 self-supporting mainsheet track, adjustable traveller with tackle
- 2 genoa/ staysail sheet tracks with 4 piston adjusted traveller cars
- Return sheet leads on winches

- 2 locking winch handles
- 2 46 AST genoa sheet winches
- 2 30 AST halyard winches on coachroof
- 2 sheave boxes (x6) leading halyards and reefs back to the cockpit
- 7+6 halyard, reef and centreboard manoeuvring clutches on coachroof
- 6 grab rails on coachroof
- Water, fuel, black water fillers
- Hot and cold water shower on bathing platform
- Engine ventilation grill on bathing platform
- Swim platform with s/s ladder and liferaft locker + gas locker
- Harness clip-in attachment points
- Aft arch for accessories with LED stern light and tender securing system
- Block + fairleads with cam clutch for genoa furler line feeders

### III. RIGGING

- Anodised aluminium mast installed on deck, 2 levels of swept back spreaders
- Anodised Aluminium boom fitted with outhaul and 3 reef lines leading back to cockpit
- LED mooring and masthead navigation lamps, deck floodlight
- Mast step with 9 blocks
- Genoa furling system
- 1 Rigid boom vang with tackle
- S/s standing fractional rigging:
  - 1 forestay
  - 2 backstays (option: 1 backstay insulated)
  - 2 upper shrouds
  - 2 inter shrouds
  - 2 aft lower shrouds
- Running rigging
  - 1 mainsail halyard
  - 1 genoa halyard
  - 1 boom topping lift
  - 2 genoa sheets

### IV. SAILS

- Dacron cross-cut mainsail, 3 reefs, lazy bag and battens
- Furling Dacron cross-cut genoa, bag

### V. COCKPIT

- Large self-draining cockpit
- Exotic wood slatted bench seats, exotic wood grating
- Coaming shelves with aft cabins ventilation
- Aluminium head for tiller, aluminium rudderstock,
- Leather-wrapped Ø1000 steering wheel, compass, compass cover, stainless steel arch, controls and engine display
- Gas bottle locker on bathing platform with drain
- 2 locking cockpit lockers
- Manual bilge pump
- 1 opening porthole in the cockpit per aft cabin
- Harness clip-in attachment points

## VI. COMPANIONWAY

- Smoked altuglass sliding companionway hatch
- Smoked altuglass companionway door in 2 sections with vents and stainless steel lock
- Exotic wood door frame
- 2 leather-wrapped S/s grab rails
- Solid wood non-slip companionway steps
- Storage for the companionway door
- Removable companionway steps to access engine

## VII. NAVIGATION STATION

- Chart table with chart storage
- Slatted navigator's seat with storage beneath
- Bookshelf and storage
- Electric control panel with 10 functions at 12V, 5 functions at 220V, 1 socket at 12V, 1 socket at 220V, leak tester, water and fuel gauge
- Electronics control panel
- 1 directional chart reading light + 1 LED spotlight
- Ventilation by opening porthole on coachroof ( $\cong 415 \times 275$ ) with curtain

## VIII. SALOON

- Port side L-shaped bench seat and facing bench seat
- Large table on centreboard casing with 2 flaps that can serve as a double berth on option.
- Upholstered foam cushions, 10cm thick + backrests
- Storage locker against forward port bulkhead
- Bookshelves against port and starboard hull sides
- Upholstered lining on ceiling and wood on hull sides
- Teak and holly laminate or Dark wengé flooring
- Ventilation through opening deck hatch ( $\cong 500 \times 500$ ) with curtain on rail
- 2 fixed hull portholes ( $\cong 600 \times 150$ ) with curtain on rail
- 2 Plexiglas coachroof coaming window with curtains
- 4 LED spotlights
- Aluminium mast support

## IX. GALLEY

- Linear galley
- Formica worktop with solid wood fiddles
- Built-in s/s sink
- Pressurized hot and cold-water
- Seawater foot pump
- Gimballed s/s two-burner stove with oven with s/s protection rail
- 12V refrigerator, top access, 120 l
- Storage cupboard under sink
- 2 storage cabinets above the work top, 1 of which for crockery
- Shelf behind the stove with bottle rack
- Small fold away table top between sink and central unit
- Ventilation through opening deck hatch ( $\cong 415 \times 275$ ) with curtain on rail
- Ventilation by opening porthole on coachroof ( $\cong 415 \times 275$ ) with curtain on rail
- Plexiglas coachroof coaming with curtains
- Wood lining
- 2 LED spotlights, 1 sockets at 220V

## **X. FORWARD CABIN**

- 1 triangle double berth 200x170/60 cm
- 10cm thick upholstered mattress
- Storage lockers under berth
- Hanging locker
- Storage locker
- Locking door separating the cabin from the saloon and retaining hook to maintain open
- Teak and holly laminate or Dark wengé flooring
- Upholstered lining on ceiling and wood on hull sides
- Ventilation through opening deck hatch ( $\cong 500 \times 500$ ) with curtain on rail
- 1 spotlight, 2 LED directional reading lights
- 

## **VERSION 1 AFT CABIN**

## **XI. PORT AFT CABIN**

- 1 double berth 200x160/140 cm
- 10cm thick upholstered mattress
- Storage under berth
- Storage locker with hanging locker
- Locking door separating cabin from saloon and retaining hook to maintain open
- Inspection hatch to engine
- Teak and holly laminate or dark wengé flooring
- Upholstered lining on ceiling and wood on hull sides
- Ventilation by opening porthole on coachroof ( $\cong 415 \times 275$ ) and cockpit ( $\cong 350 \times 170$ ) with curtain on rail
- 1 fixed hull porthole ( $\cong 600 \times 150$ ) with curtain on rail
- 1 spotlight, 2 LED directional reading lights
- Electric circuit breaker on berth front

## **XII. HEADS-SHOWER COMPARTMENT**

- Shower room located starboard of companionway
- Locking door separating cabin from saloon
- White laminated bulkheads
- Cabinet with storage
- White laminated worktop, high shelf behind washbasin
- Mirror
- Inspection hatch to engine
- Exotic wood shower grating
- Manuel pump toilet, black plastic water tank ( $\cong 55L$ )
- Washbasin + hot and cold pressurized spray tap
- 1 electric shower discharge pump
- Ventilation by opening porthole on coachroof ( $\cong 415 \times 275$ )
- 2 LED spotlights
- Door to aft locker

## VERSION 2 AFT CABINS

### XIII. AFT CABIN

- 1 double berth 200x140/120 cm
- 10cm thick upholstered mattress
- Storage under berth
- Storage locker with hanging locker
- Locking door separating cabin from saloon and hook to maintain open
- Inspection hatch to engine
- Teak and holly laminate or dark wengé flooring
- Upholstered lining on ceiling and wood on hull sides
- Ventilation by opening porthole in coachroof ( $\cong 415 \times 275$ ) and cockpit ( $\cong 350 \times 170$ ) with curtain on rail
- 1 fixed hull porthole ( $\cong 600 \times 150$ ) with curtain on rail
- 1 spotlight, 2 LED directional reading lights
- Electric circuit breaker on port berth front
- Service area between the 2 cabins

### XIV. HEADS-SHOWER COMPARTMENT

- Shower room located starboard of companionway
- Locking door separating cabin from saloon
- White laminated bulkheads, storage locker
- White laminated worktop behind washbasin, high shelf, mirror
- Inspection hatch to engine
- Exotic wood shower grating
- Manuel pump toilet, black plastic water tank ( $\cong 55L$ )
- Washbasin + hot and cold pressurized spray tap
- 1 electric shower discharge pump
- Ventilation by opening porthole on coachroof ( $\cong 415 \times 275$ )
- 1 LED spotlight

### XV. SAIL LOCKER

- Sail locker located starboard of companionway
- Door to heads compartment
- Teak and holly laminate or dark wengé flooring
- Neon light

### XVI. MECHANICS – ELECTRICITY

- Volvo D2-40 shaft drive, 38 hp insulated two-pole diesel engine
- $\varnothing 30$  s/s shaft with Volvo rotary shaft seal and RH 18x12 fixed three blade propeller, sacrificial anode
- Soundproof ventilated engine compartment
- 2 service batteries  $\cong 70Ah$  1 engine battery  $\cong 90 Ah$
- Battery charger ( $\cong 40A$ ) and 120A load distributor
- 22 l water heater, 220V supply and via engine heat exchanger
- 1 automatic electric bilge pump with switch on control panel

### XVII. CENTREBOARD AND RUDDER

- Tackle for centreboard lifting and lowering
- Hydraulic jack for rudder blade with manual pump in the aft locker
- Safety release in case rudder touches ground

Alubat Chantier Naval regularly improves its models thanks to feedback from customers and the developments made by its teams. The specifications in this document are not binding and ALUBAT reserves the right to update them without notice

**ALUBAT CHANTIER NAVAL**  
**ZI Les Plesses – 42 avenue Louis Bréguet**  
**85180 Le Château d'Olonne - France**

Tél: +33 (0)2 51 21 08 02

Mail: [info@alubat.com](mailto:info@alubat.com)

SAS au capital de 680 000 Euros

RCS La Roche sur Yon 7999089 750

**[www.alubat.com](http://www.alubat.com)**

